

WEST POINT GREY ACADEMY
GRADES JK -GRADE 1
SIZING CHART

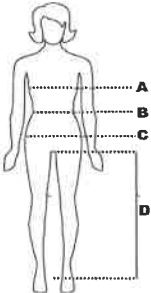
UNSURE OF A SIZE? HERE'S HELP

TO ENSURE A GREAT FIT, MEASURE YOUR CHILD CAREFULLY.
KEEP TAPE FIRM BUT NOT TIGHT. TOP MARKS MAKES ALLOWANCES FOR YOUR CHILD'S
GROWTH BETWEEN APRIL AND SEPTEMBER.

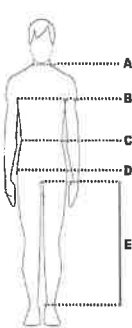
HEIGHT: STAND WITHOUT SHOES AGAINST THE WALL - MEASURE FROM TOP OF HEAD TO FLOOR.
CHEST: MEASURE AROUND FULLEST PART OF CHEST.
WAIST: MEASURE AROUND THE NARROWEST PART OF WAIST.
HIPS: MEASURE AROUND THE FULLEST PART OF HIPS.
INSEAM: LAY PANTS OF A FAVOURABLE LENGTH ON A FLAT SURFACE - MEASURE ALONG INSEAM FROM CROTCH TO BOTTOM OF LEG.

MY CHILD'S MEASUREMENTS (IN INCHES) ARE:

| | |
|----------|--|
| AGE: | |
| FEMALE: | |
| HEIGHT: | |
| WEIGHT: | |
| CHEST:A | |
| WAIST:B | |
| HIPS:C | |
| INSEAM:D | |



| | |
|----------|--|
| AGE: | |
| MALE: | |
| HEIGHT: | |
| WEIGHT: | |
| NECK:A | |
| CHEST:B | |
| WAIST:C | |
| HIPS:D | |
| INSEAM:E | |



REGARDING WAIST : B
MEASURE AROUND WAIST (MAYBE LOWER) - WHERE YOU
NORMALLY WEAR YOUR PANTS OR SKIRT.

REGARDING WAIST : C
MEASURE AROUND WAIST (MAYBE LOWER) - WHERE YOU
NORMALLY WEAR YOUR PANTS.

FOR STYLES 5018NC/ 2015/5014/2020/2004/2044/1006/1408/1423 & 1424 , PLEASE USE SIZING BELOW IN THE GENERIC BOX

| SIZE | JXXS | | | JXS | | JS | |
|---------------|--------|--------|--------|--------|--------|----|----|
| | 3 | 4 | 5 | 6 | 6X | 7 | 8 |
| HEIGHT | 35-38 | 39 | 42 | 43 | 45 | 47 | 49 |
| CHEST | 22 | 23 | 23 | 23 | 24 | 24 | 25 |
| WAIST | 20 | 20-1/2 | 21 | 21 | 22 | 22 | 23 |
| HIPS | 21-1/2 | 22 | 22-1/2 | 23 | 24 | 25 | 26 |
| INSEAM 2020 | 17 | 18 | 19 | 21-1/2 | 21 1/2 | 24 | 26 |
| INSEAM 2015 | 16 | 17 | 18 | 21 | 21 | 23 | 25 |
| INSEAM 5018NC | 16 | 17 | | 19 | | 21 | |
| INSEAM 1424 | 17 | 19 | | 21 | | 23 | |

| OX FORD SHIRTS JUNIOR -1007/1007SS | | | | | | | |
|------------------------------------|--------|--------|--------|--------|--------|--------|--------|
| | 3 | 4 | 5 | 6 | 6X | 7 | 8 |
| CHEST | 16/17 | 18/19 | 20/21 | 22 | 24 | 26 | 28 |
| NECK | 11 | 11 | 11 1/2 | 12 | 12 | 12 | 12 1/2 |
| SLEEVE LENGTH | 18 | 20 | 21 1/4 | 22 1/4 | 23 1/4 | 24 1/2 | 25 3/4 |
| TARTAN TUNIC-3043 | | | | | | | |
| | 4 | 5 | 6 | 7 | 8 | | |
| CHEST | 22/23 | 24/25 | 25/26 | 26/27 | 27/28 | | |
| BACK LENGTH | 25 | 26 | 27 1/2 | 30 | 31 | | |
| TARTAN SKORT-3081 | | | | | | | |
| | 4 | 5 | 6 | 7 | 8 | | |
| WAIST RELAXED | 19 | 19 1/2 | 20 | 20 1/2 | 21 1/2 | | |
| HIP | 23/24 | 25/26 | 25/26 | 26/27 | 28/29 | | |
| LENGTH | 12 1/2 | 13 | 13 1/2 | 14 1/2 | 15 | | |

WEST POINT GREY ACADEMY
GRADES 2-7
SIZING CHART

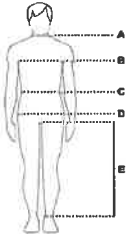
FOR PARENTS WHO ARE UNFAMILIAR WITH TOP MARKS SIZING, WE PROVIDE BELOW A SIZING CHART AS A GUIDELINE FOR YOU TO DETERMINE YOUR CHILD'S SIZING. WE RECOMMEND THAT YOU COMPLETE THE BASIC MEASUREMENT TABLE INDICATED BELOW. WITH THIS INFORMATION, WE CAN DOUBLE CHECK THE SIZES YOU HAVE ORDERED.

TO INSURE A PROPER FIT, MEASURE YOUR CHILD CAREFULLY - KEEP TAPE FIRM BUT NOT TIGHT.

- HEIGHT:** STAND WITHOUT SHOES AGAINST THE WALL - MEASURE FROM TOP OF HEAD TO THE FLOOR
CHEST: MEASURE AROUND FULLEST PART OF THE CHEST
WAIST: MEASURE AROUND NARROWEST PART OF THE WAIST
HIPS: MEASURE AROUND THE FULLEST PART OF HIPS
INSEAM: LAY PANTS OF A FAVOURABLE LENGTH ON A FLAT SURFACE - MEASURE ALONG INSEAM FROM CROTCH TO BOTTOM OF LEG

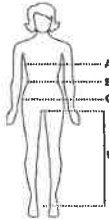
MY CHILD'S MEASUREMENTS (IN INCHES) ARE:

| | |
|----------|--|
| AGE: | |
| HEIGHT: | |
| WEIGHT: | |
| NECK:A | |
| CHEST:B | |
| WAIST:C | |
| HIPS:D | |
| INSEAM:E | |



REGARDING WAIST : C
MEASURE AROUND WAIST (MAYBE LOWER) - WHERE YOU NORMALLY WEAR YOUR PANTS .

| | |
|----------|--|
| AGE: | |
| HEIGHT: | |
| WEIGHT: | |
| CHEST:A | |
| WAIST:B | |
| HIPS:C | |
| INSEAM:D | |



REGARDING WAIST : B
MEASURE AROUND WAIST (MAYBE LOWER) - WHERE YOU NORMALLY WEAR YOUR PANTS OR SKIRT.

FOR STYLES 5018NC, 2015,2004,2044,2045,1006,5014,2020,1408,1423 & 1424 ,
PLEASE USE SIZING BELOW IN THE GENERIC BOX

| | JUNIOR SIZES | | | | | | | | | | ADULT SIZES | | |
|---------------|--------------|--------|----|----|----|----|----|----|-----|----|-------------|--------|-------|
| | JXS | | JS | | JM | | JL | | JXL | | AXS | AS | AM |
| SIZE | 6 | 6X | 7 | 8 | 10 | 12 | 14 | 16 | 18 | 20 | | | |
| HEIGHT | 43 | 45 | 47 | 49 | 51 | 54 | 57 | 59 | 60 | 61 | 61 | 62 | 65 |
| CHEST | 23 | 24 | 24 | 25 | 26 | 27 | 29 | 31 | 32 | 33 | 33 | 35 | 38 |
| WAIST | 21 | 22 | 22 | 23 | 24 | 25 | 26 | 27 | 28 | 29 | 27-28 | 28-29 | 30-32 |
| HIPS | 23 | 24 | 25 | 26 | 27 | 29 | 31 | 33 | 35 | 36 | 36 | 37 | 38 |
| INSEAM-2020 | 21 1/2 | 21 1/2 | 24 | 26 | 28 | 29 | 30 | 31 | 32 | 32 | | | |
| INSEAM-2015 | 21 | 21 | 23 | 25 | 27 | 28 | 29 | 30 | 31 | 31 | | | |
| INSEAM-5018NC | 19 | | 21 | | 24 | | 27 | | 29 | | | | |
| INSEAM-1424 | 21 | | 23 | | 25 | | 27 | | 29 | | 31 | 31 1/2 | 32 |

| | | | | | | | | | | | |
|--|--------|--------|--------|--------|--------|--------|--------|--------|-------------|-------------|--|
| JUNIOR BLAZER -2024J | | | | | | | | | | | |
| | 6 | 6X | 7 | 8 | 10 | 12 | 14 | 16 | 18 | 20 | |
| CHEST* | 21 1/2 | 21/22 | 22/23 | 23/24 | 25 | 27 | 29 | 31 | 32 | 33 | |
| HIP | 23 | 24 | 25 | 26 | 27 | 29 | 31 | 33 | 35 | 37 | |
| *MOST IMPORTANT MEASUREMENT IS CHEST | | | | | | | | | | | |
| MENS BLAZER-2022M (OVER 5'11" - ORDER A TALL BLAZER) | | | | | | | | | | | |
| | 34 | 36 | 38 | | | | | | | | |
| CHEST* | 31/32 | 33/34 | 35/36 | | | | | | | | |
| HIP | 30/31 | 32/33 | 34/35 | | | | | | | | |
| *MOST IMPORTANT MEASUREMENT IS CHEST | | | | | | | | | | | |
| OX FORD SHIRTS JUNIOR -1007/1007SS | | | | | | | | | | | |
| | 6X | 7 | 8 | 10 | 12 | 14 | 16 | 18 | AS | AM | |
| CHEST | 24 | 26 | 28 | 30/31 | 32/33 | 34/35 | 36/37 | 38/39 | 33/35 | 36/39 | |
| NECK | 12 | 12 | 12 1/2 | 13 | 13 1/2 | 14 | 14 1/2 | 15 | 14 - 14 1/2 | 15 - 15 1/2 | |
| SLEEVE LENGTH | 23 1/4 | 24 1/2 | 25 3/4 | 26 3/4 | 29 | 30 1/4 | 31 1/4 | 32 1/4 | 35 | 35 1/4 | |
| CENTER-BACK | | | | | | | | | | | |
| HUSKY DRESS PANT-ELASTIC BACK - 2015H | | | | | | | | | | | |
| | 10 | 12 | 14 | 16 | 18 | 20 | | | | | |
| WAIST | 31 | 32 | 33 | 35 | 37 | 39 | | | | | |
| HIP | 41 | 42 | 43 | 44 | 46 1/2 | 48 1/2 | | | | | |
| INSEAM | 29 1/2 | 30 1/2 | 31 1/2 | 32 1/2 | 33 1/2 | 34 1/2 | | | | | |
| JUNIOR HUSKY BLAZER - 2024JH | | | | | | | | | | | |
| | 8 | 10 | 12 | 14 | 16 | 18 | 20 | | | | |
| CHEST* | 31 | 33 | 35 | 36 | 37 | 38 | 39 | | | | |
| HIP | 31 | 32 | 34 | 35 | 36 | 37 | 38 | | | | |
| (*MOST IMPORTANT MEASUREMENT IS CHEST) | | | | | | | | | | | |
| LADIES BLAZERS -2023L | | | | | | | | | | | |
| | 2 | 4 | 6 | 8 | 10 | 12 | | | | | |
| CHEST* | 30/31 | 31/32 | 32/33 | 34/35 | 36/37 | 38/39 | | | | | |
| HIP | 29/31 | 31/33 | 33/36 | 36/37 | 38/39 | 39/41 | | | | | |
| (*MOST IMPORTANT MEASUREMENT IS CHEST) | | | | | | | | | | | |
| TARTAN TUNIC-3043 | | | | | | | | | | | |
| | 6 | 7 | 8 | 10 | | | | | | | |
| CHEST | 25/26 | 26/27 | 27/28 | 28/29 | | | | | | | |
| BACK LENGTH | 27 1/2 | 30 | 31 | 32 1/2 | | | | | | | |
| TARTAN SKORT-3081 | | | | | | | | | | | |
| | 6 | 7 | 8 | 10 | 12 | 14 | 16 | | | | |
| WAIST | 20 | 20 1/2 | 21 1/2 | 22 1/2 | 23 1/2 | 24 1/2 | 25 1/2 | | | | |
| HIP | 25/26 | 26/27 | 28/29 | 30/31 | 31/32 | 32/33 | 33/34 | | | | |
| LENGTH | 13 1/2 | 14 1/2 | 15 | 15 1/4 | 15 1/2 | 16 | 16 1/2 | | | | |
| INVERTED PLEATED SKIRT-3063 | | | | | | | | | | | |
| | 8 | 10 | 12 | 14 | 16 | | | | | | |
| WAIST | 22 | 23 | 24 | 25 | 26 | | | | | | |
| HIP | 26/27 | 27/28 | 29/30 | 30/31 | 31/32 | | | | | | |
| LENGTH | 16 | 16 | 17 | 18 | 18 | | | | | | |

WEST POINT GREY ACADEMY
GRADES 8-12
SIZING CHART

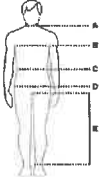
FOR PARENTS WHO ARE UNFAMILIAR WITH TOP MARKS SIZING, WE PROVIDE BELOW A SIZING CHART AS A GUIDELINE FOR YOU TO DETERMINE YOUR CHILD'S SIZING. WE RECOMMEND THAT YOU COMPLETE THE BASIC MEASUREMENT TABLE INDICATED BELOW. WITH THIS INFORMATION, WE CAN DOUBLE CHECK THE SIZES YOU HAVE ORDERED.

TO INSURE A PROPER FIT, MEASURE YOUR CHILD CAREFULLY - KEEP TAPE FIRM BUT NOT TIGHT.

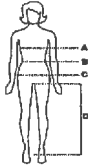
- HEIGHT: STAND WITHOUT SHOES AGAINST THE WALL - MEASURE FROM TOP OF HEAD TO THE FLOOR
- CHEST: MEASURE AROUND FULLEST PART OF THE CHEST
- WAIST: MEASURE AROUND NARROWEST PART OF THE WAIST
- HIPS: MEASURE AROUND THE FULLEST PART OF HIPS
- INSEAM: LAY PANTS OF A FAVOURABLE LENGTH ON A FLAT SURFACE - MEASURE ALONG INSEAM FROM CROTCH TO BOTTOM OF LEG

MY CHILD'S MEASUREMENTS (IN INCHES) ARE:

| | |
|----------|--|
| AGE: | |
| HEIGHT: | |
| WEIGHT: | |
| NECK:A | |
| CHEST:B | |
| WAIST:C | |
| HIPS:D | |
| INSEAM:E | |



| | |
|----------|--|
| AGE: | |
| HEIGHT: | |
| WEIGHT: | |
| CHEST:A | |
| WAIST:B | |
| HIPS:C | |
| INSEAM:D | |



REGARDING WAIST : C
MEASURE AROUND WAIST (MAYBE LOWER) - WHERE YOU NORMALLY WEAR YOUR PANTS.

REGARDING WAIST : B
MEASURE AROUND WAIST (MAYBE LOWER) - WHERE YOU NORMALLY WEAR YOUR PANTS OR SKIRT.

FOR STYLES 1006,2004,2044,2045,PLEASE USE SIZING BELOW IN THE GENERIC BOX

| SIZE | JUNIOR SIZES | | | |
|--------|--------------|----|-----|----|
| | JL | | JXL | |
| 14 | 16 | 18 | 20 | |
| HEIGHT | 57 | 59 | 60 | 61 |
| CHEST | 29 | 31 | 32 | 33 |
| WAIST | 26 | 27 | 28 | 29 |
| HIPS | 31 | 33 | 35 | 36 |

| ADULT SIZES | | | | | |
|-------------|-------|-------|-------|-------|-------|
| AXS | AS | AM | AL | AXL | AXXL |
| 61 | 62 | 65 | 68 | 71 | 71+ |
| 33 | 35 | 38 | 41 | 44 | 45 |
| 27-28 | 28-29 | 30-32 | 32-34 | 34-36 | 36-38 |
| 36 | 37 | 38 | 40 | 42 | 44 |

| | | | | | | | | | | | | | | |
|---|--------|--------|--------|--------|--------------------|-------------|-------------|-------------|-------------|------------------------------------|-------|-------|--|--|
| JUNIOR BLAZER -2024J | | | | | MENS BLAZERS-2022M | | | | | (OVER 5'11" - ORDER A TALL BLAZER) | | | | |
| | 14 | 16 | 18 | 20 | 34 | 36 | 38 | 40 | 42 | 44 | 46 | 48 | | |
| CHEST* | 29 | 31 | 32 | 33 | 31/32 | 33/34 | 35/36 | 37/38 | 39/40 | 41/42 | 43/44 | 45/46 | | |
| HIP | 31 | 33 | 35 | 37 | 30/31 | 32/33 | 34/35 | 36/37 | 38/39 | 40/41 | 42/43 | 44/45 | | |
| *MOST IMPORTANT MEASUREMENT IS CHEST | | | | | | | | | | | | | | |
| JUNIOR HUSKY BLAZER -2024JH | | | | | | | | | | | | | | |
| | 14 | 16 | 18 | 20 | | | | | | | | | | |
| CHEST* | 36 | 37 | 38 | 39 | | | | | | | | | | |
| HIP | 35 | 36 | 37 | 38 | | | | | | | | | | |
| (*MOST IMPORTANT MEASUREMENT IS CHEST) | | | | | | | | | | | | | | |
| OX FORD SHIRTS JUNIOR -1007/1007SS | | | | | | | | | | | | | | |
| | 14 | 16 | 18 | | AS | AM | AL | AXL | AXXL | | | | | |
| CHEST | | 34/35 | 36/37 | 38/39 | 33/35 | 36/39 | 40/43 | 44/47 | 48/51 | | | | | |
| NECK | | 14 | 14 1/2 | 15 | 14 - 14 1/2 | 15 - 15 1/2 | 16 - 16 1/2 | 17 - 17 1/2 | 18 - 18 1/2 | | | | | |
| SLEEVE LENGTH | | 30 1/4 | 31 1/4 | 32 1/4 | 35 | 35 1/4 | 35 1/2 | 35 3/4 | 36 | | | | | |
| CENTER-BACK | | | | | | | | | | | | | | |
| BOYS FLAT FRONT PANT- FULLY CONSTRUCTED- 2087 | | | | | | | | | | | | | | |
| | 14 | 16 | 18 | 20 | | | | | | | | | | |
| WAIST | 28 | 29 | 30 | 31 | | | | | | | | | | |
| HIP | 33 | 34 | 35 | 36 | | | | | | | | | | |
| INSEAM | 31 1/2 | 32 1/2 | 33 1/2 | 34 1/2 | | | | | | | | | | |
| MENS FLAT FRONT PANT - 2088 (REGULAR FIT) | | | | | | | | | | | | | | |
| | 28 | 30 | 32 | 34 | 36 | 38 | 40 | 42 | 44 | | | | | |
| WAIST | 27/28 | 29/30 | 31/32 | 33/34 | 35/36 | 37/38 | 39/40 | 41/42 | 43/44 | | | | | |
| HIP | 33/34 | 35/36 | 37/38 | 39/40 | 41/42 | 43/44 | 45/46 | 47/48 | 49/50 | | | | | |
| INSEAM | 34 | 34 | 34 | 34 | 34 | 34 | 34 | 34 | 34 | | | | | |
| MENS FLAT FRONT PANTS - 2188 (SLIM FIT) | | | | | | | | | | | | | | |
| | 26 | 28 | 30 | 32 | 34 | 36 | 38 | 40 | | | | | | |
| WAIST | 25/26 | 27/28 | 29/30 | 31/32 | 32/34 | 35/36 | 37/38 | 39/40 | | | | | | |
| HIPS | 31/32 | 32/33 | 34/35 | 36/37 | 38/39 | 40/41 | 42/43 | 44/45 | | | | | | |
| INSEAM | 35 | 35 | 35 | 35 | 35 | 35 | 35 | 35 | | | | | | |
| FITTED BLOUSE-1093/1094 | | | | | | | | | | | | | | |
| | JL | JXL | AXS | AS | AM | AL | AXL | 20 | 22 | | | | | |
| CHEST | 28/29 | 30/31 | 32/33 | 34/35 | 36/37 | 38/39 | 40/41 | 42/43 | 44/45 | | | | | |
| SLEEVE - CENTER/ BACK | 29 1/2 | 30 1/2 | 31 | 31 1/2 | 32 | 32 1/2 | 33 | 33 1/2 | 34 | | | | | |
| FITTED POLO-1015 | | | | | | | | | | | | | | |
| | JL | JXL | AXS | AS | AM | AL | AXL | AXXL | | | | | | |
| CHEST | 28/29 | 30/31 | 32/33 | 34/35 | 36/37 | 38/39 | 40/41 | 42/43 | | | | | | |
| LADIES BLAZERS -2023L | | | | | | | | | | | | | | |
| | 2 | 4 | 6 | 8 | 10 | 12 | 14 | 16 | 18 | 20 | | | | |
| CHEST* | 30/31 | 31/32 | 32/33 | 34/35 | 36/37 | 38/39 | 40/41 | 42/43 | 44/45 | 46/47 | | | | |
| HIP | 29/31 | 31/33 | 33/36 | 36/37 | 38/39 | 39/41 | 41/43 | 43/45 | 45/47 | 47/49 | | | | |
| (*MOST IMPORTANT MEASUREMENT IS CHEST) | | | | | | | | | | | | | | |
| GIRLS INVERTED PLEATED SKIRT-3063 | | | | | | | | | | | | | | |
| | 8 | 10 | 12 | 14 | 16 | | | | | | | | | |
| WAIST | 22 | 23 | 24 | 25 | 26 | | | | | | | | | |
| HIP | 26/27 | 27/28 | 29/30 | 30/31 | 31/32 | | | | | | | | | |
| LENGTH | 16 | 16 | 17 | 18 | 18 | | | | | | | | | |
| LADIES INVERTED PLEATED SKIRT-3062 | | | | | | | | | | | | | | |
| | 4 | 6 | 8 | 10 | 12 | 14 | 16 | 18 | | | | | | |
| WAIST | 23/24 | 25/26 | 27/28 | 29/30 | 31/32 | 33/34 | 35/36 | 37/38 | | | | | | |
| HIP | 29/30 | 31/32 | 33/34 | 35/36 | 37/38 | 39/40 | 41/42 | 43/44 | | | | | | |
| LENGTH | 20 | 20 | 20 | 20 | 20 | 20 | 20 | 20 | | | | | | |
| LADIES PANT- 3038 | | | | | | | | | | | | | | |
| | 4 | 6 | 8 | 10 | 12 | 14 | 16 | 18 | 20 | | | | | |
| WAIST | 27 | 29 | 31 | 33 | 35 | 37 | 39 | 41 | 43 | | | | | |
| HIPS | 29/30 | 31/32 | 33/34 | 35/36 | 37/38 | 39/40 | 41/42 | 43/44 | 45/46 | | | | | |
| INSEAM | 33 | 33 | 33 | 33 | 33 | 33 | 34 | 34 | 34 | | | | | |